

2100 Part Pictures



Insertion Tool #4011



Insertion Jig #2110A



Left Pin Plate #4210



Right Pin Plate #4212



Cartridge Holder Jig #2115



Foam Protector #4014



Metal Pressure Pad #4012



Small Plastic Pad #2114



Large Plastic Pad #4042



External Magnet #4220



Toolaid #4031



Diagonal Cutters #4029

2100 Part Pictures – Continued



Storage Box #4055




Instructions #2128



UFHJ Adapter #512


Consumable Supplies



Seals #4000U




Sealant Cartridge #4026



Sealant Nozzles #4027



0.5" Clip #4035



3.0" Clip #4062



10.0" Clip #4036

See next page for: Original System Parts

2100 Part Pictures – Continued


Original System Parts: Not used in current systems.




Original Insertion Jig #2110




Pin Insertion Block #4020



Pin Kit #4016



Short Pin #4132



Long Pin #4133



External Weights #2113



X-Acto Knife #4018